










GILLES TOOLING ZX12R INSTALLATION MANUAL K03




Tit with this bolt for installation of master heel




Settle switch holder



11. 12



4 Same with change side



7 Same with chan side